



# **DO DELAWARE SCHOOLS NEED MORE MONEY?**

**by Dr. Tanya Hettler  
Director of Center for Education Excellence  
Caesar Rodney Institute**

# RESULTS OF THE EDUCATION FUNDING STUDY

Lawsuit filed by  
the ACLU in 2018  
to improve equity  
in Delaware's K-12  
schools

Produced by the  
American Institutes  
for Research (AIR).  
It cost taxpayers  
\$600,000.

Conclusion: DE  
needs to spend an  
additional \$600  
mill- \$1 billion to  
make education  
equitable

# ACCORDING TO THE NATIONAL ASSESSMENT OF EDUCATIONAL PROGRESS (AKA NAEP OR NATION'S REPORT CARD)

**Out of all 50 states, Delaware is:**

**3rd from the bottom in fourth grade math,**

**4th from the bottom in fourth grade reading,**

**5th from the bottom in eighth grade math and**


**5th from the bottom in eighth grade reading.**

**Delaware currently ranks 13th in the nation in per pupil  
education spending**

**Delaware already spends 1/3rd of our total state budget  
on education**



# SCHOOLS IN NEED OF IMPROVEMENT

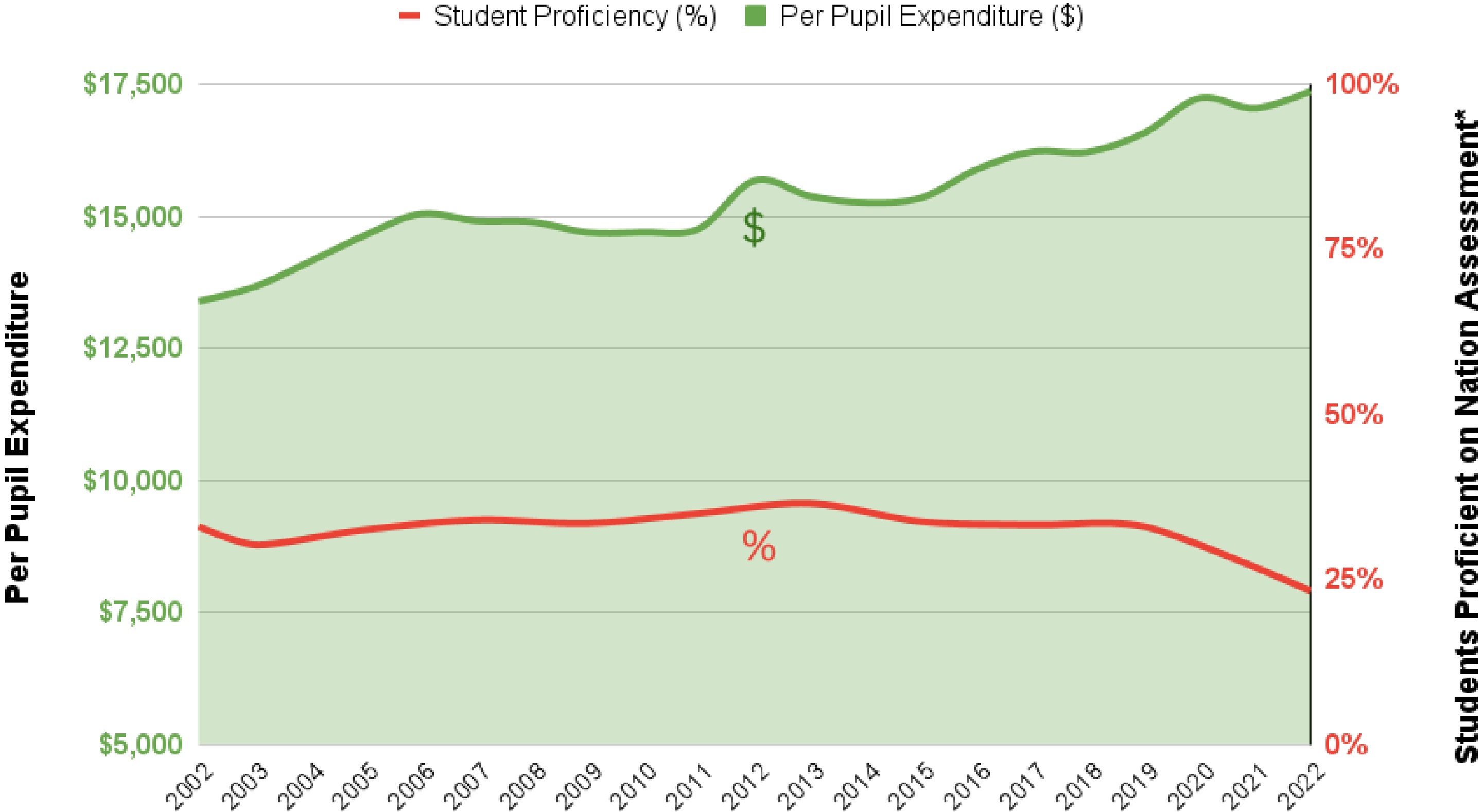


**53 schools are on improvement plans by the DOE due to consistent underachievement**

**17 schools have fewer than 1 in 10 students who can read or do math at grade level**



# 2002-2022 DE Education Spending vs. Education Assessment Results\*



\* National Assessment of Educational Progress proficiency percentages averaged for both 4th and 8th grade in math and reading.


# DELAWARE'S INCREASES IN EDUCATIONAL SPENDING FROM 2002-2020 (INFLATION-ADJUSTED).

<b>SPENDING CATEGORY</b>	<b>INCREASE BETWEEN 2002-2020</b>
<b>Student Enrollment</b>	<b>11% increase</b>
<b>Overall Education Spending</b>	<b>29% increase</b> (inflation-adjusted)
<b>Teacher Compensation</b> -Teachers' salaries -Teacher benefits	<b>11% increase</b> (inflation-adjusted) <b>1% increase</b> <b>79% increase</b>
<b>*Total Support Services</b>  (*Includes operation & maintenance, pupil support services, school administration, instructional staff, pupil transportation, general administration, and other)	<b>49% increase</b> (inflation-adjusted)


*(Data Source: Author's own calculations based on 2022 Reason Foundation K-12 Education Spending Spotlight)*

# REAL SOLUTIONS

Lack of money  
is not  
the problem



- Greater transparency
- Greater flexibility
- More accountability
- Incentivize schools
- School Choice
- Fewer Administrators



# DON'T FORGET TO VOTE!

And tell your friends to vote too!

**Brandywine School District  
Referendum vote - February 13th**

**Red Clay School District  
Referendum vote - February  
28th**

**Interested in running? Go to  
[CitizensforDelawareSchools.org](http://CitizensforDelawareSchools.org)**

